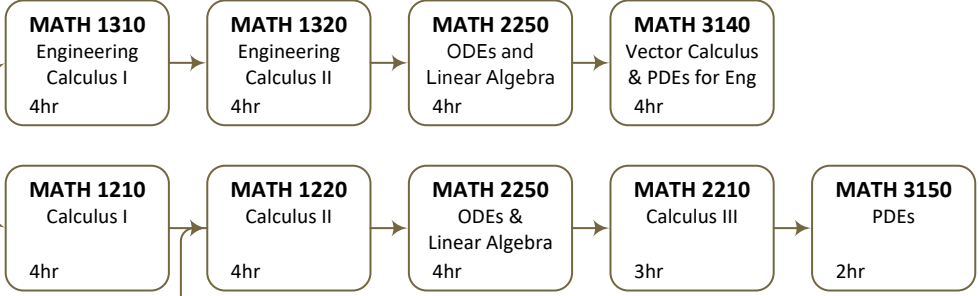


MATH 1050 & 1060
MATH 1080
AP Calc AB score of 3 or better
Accuplacer CLM score of 90 or better
ACT Math score of 28 or better
SAT Math score of 650 or better[^]

Engineering Math
Math



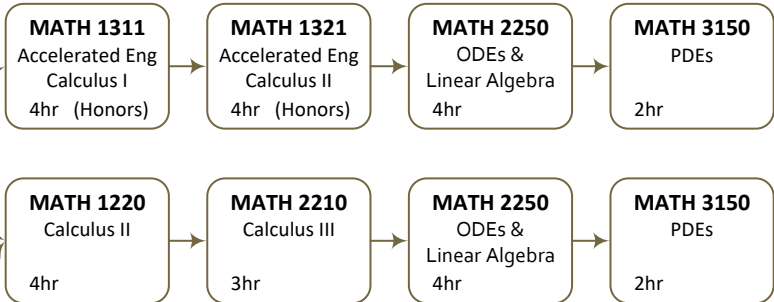
MATH 1050
Accuplacer AAF 270+
ACT Math 26+
OR SAT Math 630+

Math

MATH 1215
Trig/Calculus I
*Fall 2021 Pilot
5hr

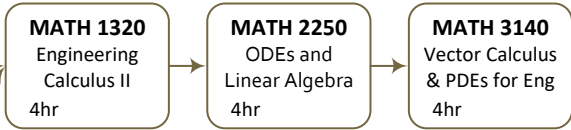
AP Calc AB score of 4 or better
AP Calc BC score of 3 or better

Engineering Honors Math
Math



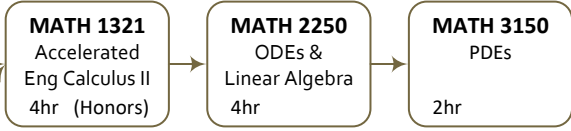
AP Calc BC score of 3 or better

Math
Engineering Math



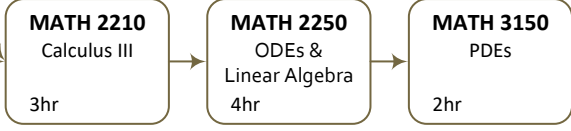
AP Calc BC score of 4 or better

Engineering Math
Engineering Honors Math



AP Calc BC score of 5

Engineering Honors Math
Math



Approximate Mapping of Calculus & PDEs Content Across Math Paths

Traditional Math Path (17hrs*)	MATH 1210 [^] Calculus I 4hr	MATH 1220 Calculus II 4hr	MATH 2210 Calculus III 3hr	MATH 3150 PDEs 2hr
Engineering Math Path (16hrs*)	MATH 1310 Engineering Calc I 4hr	MATH 1320 Engineering Calc II 4hr	MATH 3140 Vector Calc/PDEs 4hr	
Accelerated Engineering Math Path** (10hrs*)	MATH 1311 Accel Engin Calc I 4hr (Honors)	MATH 1321 Accel Engin Calc II 4hr (Honors)	MATH 3150 PDEs 2hr	

* Including MATH 2250 ODEs & Linear Algebra
** Requires AP Calc AB score of 4 or better or AP Calc BC score of 3 or better
[^] Or MATH 1215